

High Voltage Flat Style Resistors Series FPX and FLX

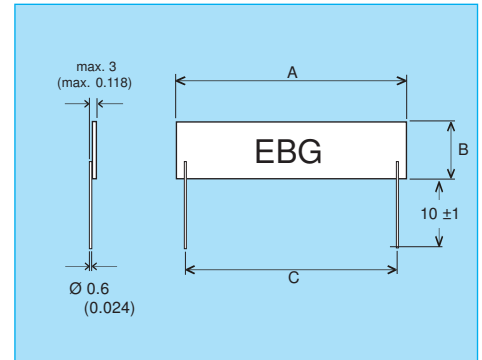
TC of 100ppm/°C combined with Precision Tolerances (0.5%-10%) and wide Ohmic Range

Here are the low cost power resistors that provide high density packaging in large volume applications.

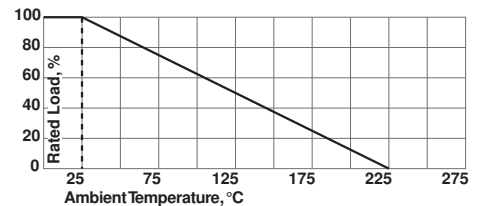
- Series FPX and FLX printed on surface with conformal black silicone for high temperature operation (225°C)
- High Voltage Withstanding up to 22,000V
- 5 different sizes
- Thickness only max. 3mm (0.118 inch)
- for High Density Packaging
- Non Inductive Design

Specifications:

- Resistance Range:
FPX: 200Ω to 2GΩ
FLX: 10Ω to 1GΩ
- Resistance Tolerance:
FPX: ±1% to 10%
FLX: ±0.5% to 10%
- Temperature Coefficient:
±100 ppm/°C, measured from +25°C to 85°C
- Voltage Coefficient (typically):
Resistance Range -ppm/V
200R - 1M 0.1- 1.0
1M - 100M 0.2- 3.0
100M - 2,000M 0.5- 10.0
- Max. Operating Voltage: "S" on request up to 35% higher than listed



	Model No.	Watt-age	Max. Continuous Oper. Volt.	Dimensions in millimeters		
				Dimensions in inches		
				A (max.) ±0.50 ±0.02	B (max.) ±0.50 ±0.02	C ±0.50 ±0.02
Series FPX with Surface Silicone Print	FPX1/2	1.50	4,000	12.90 0.51	3.40 0.13	10.20 0.40
	FPX8/5	2.50	8,000	25.60 1.01	5.30 0.21	22.90 0.90
	FPX3	4.00	12,000	38.30 1.51	6.60 0.26	35.50 1.40
	FPX4	5.00	15,000	51.00 2.01	6.60 0.26	48.20 1.90
	FPX2/2	7.50	22,000	51.00 2.01	12.90 0.51	48.20 1.90
Series FLX with Conformal Silicone Protection	FLX1/2	1.50	300	12.90 0.51	3.40 0.13	10.20 0.40
	FLX8/5	2.50	500	25.60 1.01	5.30 0.21	22.90 0.90
	FLX3	4.00	800	38.30 1.51	6.60 0.26	35.50 1.40
	FLX4	5.00	1,000	51.00 2.01	6.60 0.26	48.20 1.90
	FLX2/2	7.50	1,000	51.00 2.01	12.90 0.51	48.20 1.90



High Voltage Flat Style Resistors Series MTX 967

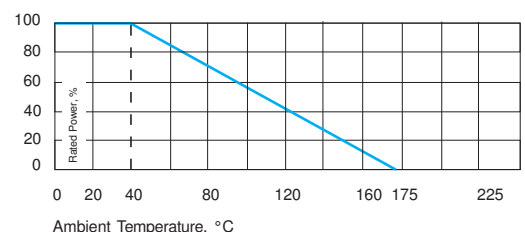
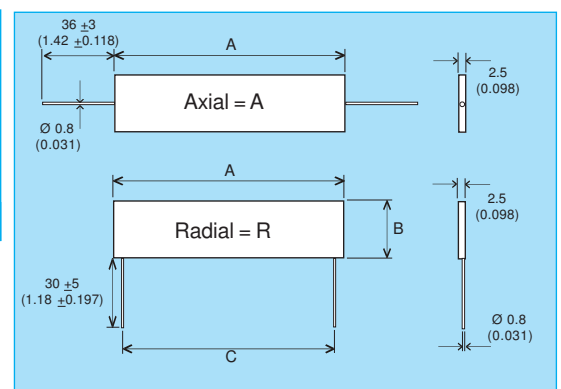
Specifications

Dimensions (mm)

Type	P _{Watt}	U _{kvDC}	A	B	C
967.3.25	1	8	25.4	3.8	22.9
967.3.38	1.5	10	38	3.8	35.7
967.5.13*	1	5	12.7	5	10.2
967.5.51	2	20	50.8	5	48.3
967.10.25	2	10	25.4	10	22.9
967.10.51	3	30	50.8	10	48.3
967.15.38	3	15	38	15	35.7
967.15.51	4.5	30	50.8	15	48.3
967.15.76	5.5	35	76.2	15	73.4
967.25.99	10	35	101.6	24	98.6

*Pins: L=9 ±1mm □ = 0,6 x 0,3mm

Operating Temperature	-55 to +175°C
Resistance Range	10Ω to 30GΩ
Temperature Coefficient	±10 to ±200ppm/°C
Tolerance	±10% to ±0.1%
Insulation Resistance	> 10,000 Mohm (500 Volts, 25°C, 75% relative humidity)
Dielectric Strength	> 1000 Volts (25°C, 75% relative humidity)
Thermal Shock	ΔR/R 0.2% max
Overload	ΔR/R 0.25% max 1.5 x P _{nom} , 5 sec (do not exceed 1.5 x V _{max})
Moisture Resistance	ΔR/R 0.25% max
Load Life	ΔR/R 0.25% max
Encapsulation	Conformal coating or glass coating
Lead Material	Tinned copper



In the above spec sheet, you will find our standard product, please contact your local manufacturing representative or call us direct to find out details of other options available regarding this style. Please see our website for the most updated information!