


DISCHARGE RESISTOR

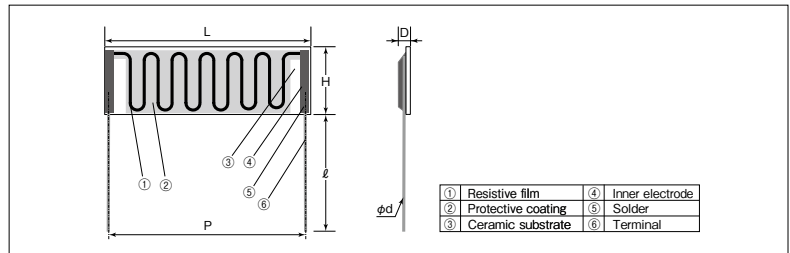


RK92-L Thick Film Resistors For High Voltage



Coating color : Green
Marking : Alphanumeric

Construction



Features

- Resistors excellent in overload capability.
- Thin SIP shape.
- Thick film resistors (RuO₂) ensure high stabilities in life and change in aging.
- Meet EU-RoHS requirements. EU-RoHS regulation is not intended for Pb-glass contained in electrode, resistor element and glass.

Applications

- Charging and discharge resistors for power supply circuits.

Reference Standards

IEC 60115-1
JIS C 5201-1

Ratings

Style	Power Rating	Resistance Range (Ω) K : ±10%	T.C.R. (×10 ⁻⁶ /K)	Rated Ambient Temp.	Operating Temp. Range
18FL	4W	1.2M~16M (1.2M, 3M, 4M, 5M) (8M, 12M, 16M)	±300	+70°C	-40°C~+90°C

Rated voltage = $\sqrt{\text{Power Rating} \times \text{Resistance value}}$

Dimensions

Style	Dimensions (mm)						Weight(g) (300pcs)
	L	H	P	D	ℓ	φd (Nominal)	
18FL	48.5 Max.	16.5 Max.	45.0±1.0	2.5 Max.	30.0±1.0	0.65	974

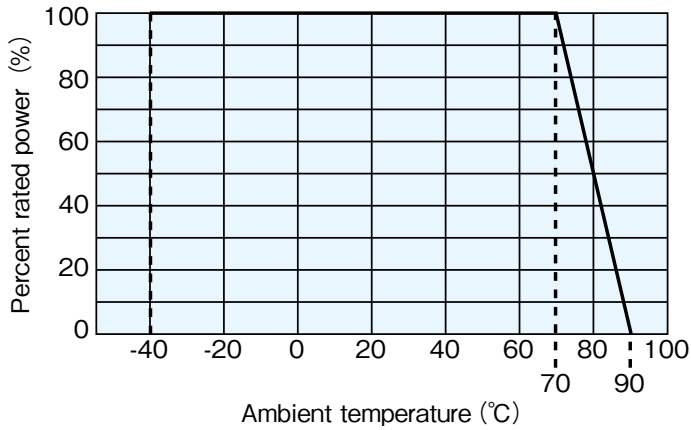
Type Designation

Example

RK92	-	18FL	4W	D	305	K
Product Code		Style	Power Rating	Terminal Surface Material D : SnAgCu	Nominal Resistance 3 digits	Resistance Tolerance K : ±10%

Contact us when you have control request for environmental hazardous material other than the substance specified by EU-RoHS.

Derating Curve



For resistors operated at an ambient temperature of 70°C or higher, the power shall be derated in accordance with the above derating curve.

Performance

Test Items	Performance Requirements $\Delta R \pm (\% + 0.05\Omega)$		Test Methods
	Limit	Typical	
Resistance	Within specified tolerance	—	25°C
T.C.R.	Within specified T.C.R.	—	+25°C/+125°C
Temperature cycling	2	1.0	-40°C (30min.) / +130°C (30min.) 10 cycles
Endurance	3	1.5	Insulating oil 1000h Rated voltage

Precautions for Use

- The condition for lead-free terminal resistors are set up at 260°C Max. within 10s.