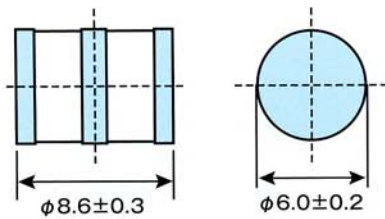



3Y06 Series (Miniature)

Part Number	UL Approved P/N See Note3	Model A	3 Y06-90A	3 Y06-230A	3 Y06-350A
		Model P1	3 Y06-90P1	3 Y06-230P1	3 Y06-350P1
DC Spark-over Voltage (L1-E)(L2-E)		100V/s	90V±20%	230V±20%	350V±20%
Impulse Spark-over Voltage (L1-E)(L2-E)		1kV/μs	≤850V	≤700V	≤750V
Insulation Resistance	See Note.1		≥10,000MΩ	≥10,000MΩ	≥10,000MΩ
Capacitance	1MHz		≤3.0pF	≤3.0pF	≤3.0pF
DC Holdover Voltage	See Note.2		≤52V	≤135V	≤150V
Impulse Life (L1-E)(L2-E)	10/1000μs, 100A		100times SeeNote 3A	300times SeeNote 3B	100times SeeNote 3C
Impulse Discharge Current, 8/20μs (L1-E)(L2-E)	Repeat 10 times (5 times, each polarity)		5kA SeeNote 3A	10kA SeeNote 3B	5kA SeeNote 3C
AC Discharge Current, 50Hz (L1-E)(L2-E)	Repeat 5 times 1sec.		5A SeeNote 3A	10A SeeNote 3B	5A SeeNote 3C

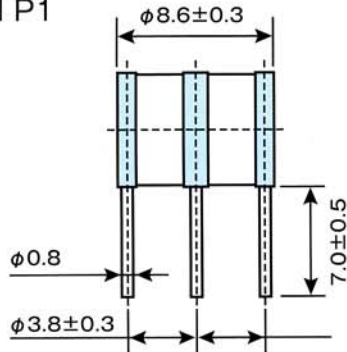
Model A



Electrodes: Nickel Plated
(Tin plated are available by request)
Unit Weight: 1.2g Units: mm



Model P1



Electrodes: Nickel Plated
Leads: Tin Plated
Unit Weight: 1.3g Units: mm

Note:

1. Insulation Resistance shall be measured with the following voltages for each nominal DC Sparkover Voltage.

Nominal DC Sparkover Voltage	Measuring Voltage
90 V	DC 50V
230-350V	DC 100V

2. DC Holdover Voltage measurement shall comply with ITU-T K.12.

3. Recognized under UL497B, File Number E140906.

4. After Impulse & AC Discharge Current and Impulse Life Test

A. DC Sparkover Voltage: 90V ± 50%
Impulse Sparkover Voltage: ≤ 900V
Insulation Resistance: ≥ 100MΩ

B. DC Sparkover Voltage: 180-300V
Impulse Sparkover Voltage: ≤ 900V
Insulation Resistance: ≥ 100MΩ

C. DC Sparkover Voltage: 350V ± 50%
Impulse Sparkover Voltage: ≤ 900V
Insulation Resistance: ≥ 100MΩ